

# The 12 days of Christmas 2025

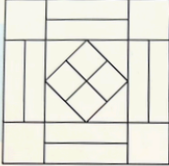
We are making a block keeper, and then 9 blocks to go inside, so a lovely keepsake, something a bit special plus you'll have enough blocks to make a small quilt if you wish! It's going to be a fun 12 days!

## Day 4 - Coxey's Camp


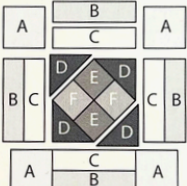

This block is the first of 9 to store in your block keeper. Don't worry if you cannot follow the cutting or piecing diagrams, that's what I am here for! We will cut and sew the pieces together, nice and slowly. The Facebook live videos will be uploaded to Youtube and added to the 12 Days of Christmas playlist on my channel.















All of our blocks are from the first set of the Quilt builder card deck.

Here are the cutting instructions for this block in 12.5", if you want to make the other sizes you'll need to buy the card deck. Available from Amazon.



### Coxey's Camp



FOR	CUT	NEED	6"	8"	10"	12"	36"
A	4 	4 				3 1/2	
B	4 	4 				2 x 6 1/2	
C	4 	4 				2 x 6 1/2	
D	2 	4 				3 7/8	
E	2 	2 				2 5/8	
F	2 	2 				2 5/8	